

# Hot - SERVERY SYSTEMS

Tarrison Hot SERVERY SYSTEMS are available in a variety of sizes, straight in-line sections and a 90° corner unit. They are constructed of solid Stainless Steel and can be customized with designer inlays and tops. **Tarrison Hot SERVERY SYSTEMS** are designed to accept a variety of but not limited to hot drop-in components.



62" Hot Servery Model No. TSH-62006  
shown with optional sneeze guard  
from Operator's side

- Available in standard lengths of 24", 30", 36", 42", 48", 62", 74", 84" & 96"
- Standard depth 32", available 36" and 42" on request - P.O.A.
- 104 different top configurations available by simply choosing from the following Top Guide
- Hot Servery units are designed with individually controlled wells
- Full size wells are fully insulated for maximum efficiency
- Round wells are deep drawn for lasting durability; 11 quart standard, specify 7 quart if required



62" Hot Servery Model No. TSH-62006  
shown with optional sneeze guard and tray rail  
from Customer's side



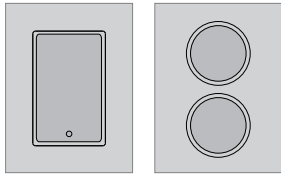
48" Hot Servery Model No. TSH-48009  
shown with optional laminate panels,  
pans and covers

## Additional Options Available:

- Solid Surface Tops
- Sneeze Guards
- Single and Double Overshelves
- Electrical Load Centre
- Tray Rails
- Kick Plates
- Many more to choose from

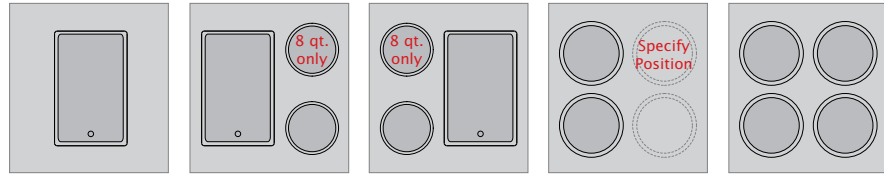
# Top Guide - HOT

## 24"



TSH-24001 TSH-24002

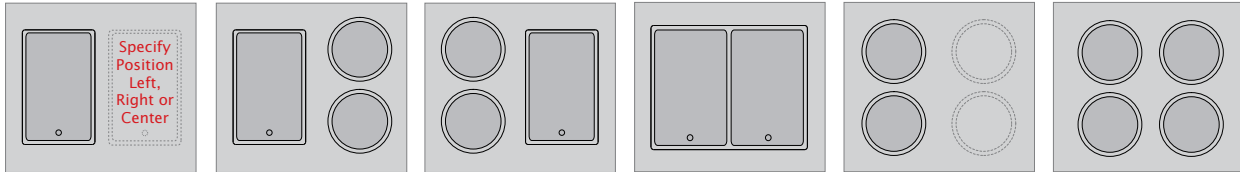
## 30"



TSH-30001 TSH-30002 TSH-30003 TSH-30004 TSH-30005

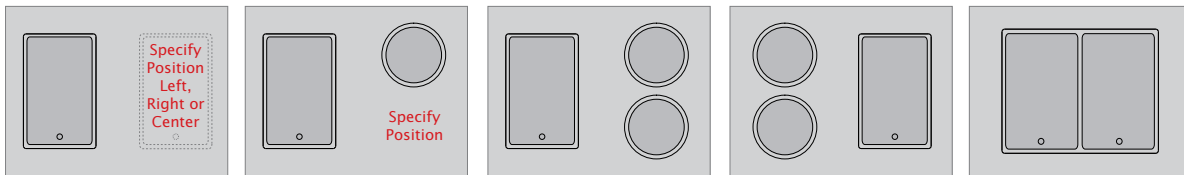
Customer's Side  
↑  
↓  
Operator's Side

## 36"

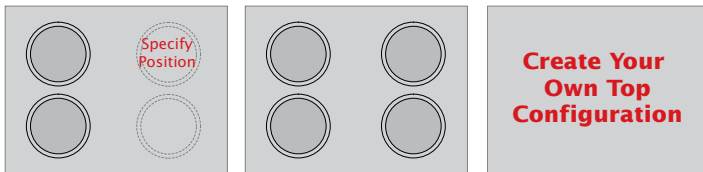


TSH-36001 TSH-36002 TSH-36003 TSH-36004 TSH-36005 TSH-36006

## 42"

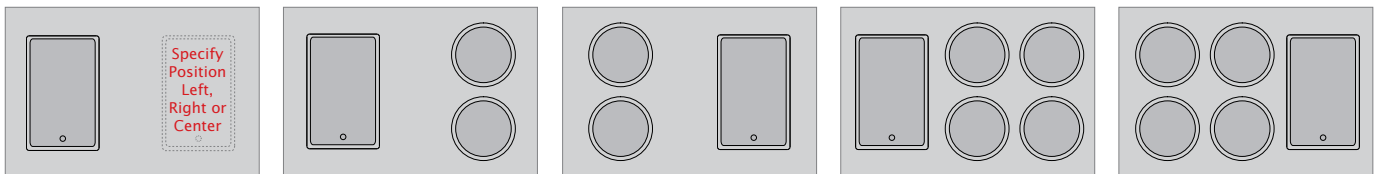


TSH-42001 TSH-42002 TSH-42003 TSH-42004 TSH-42005

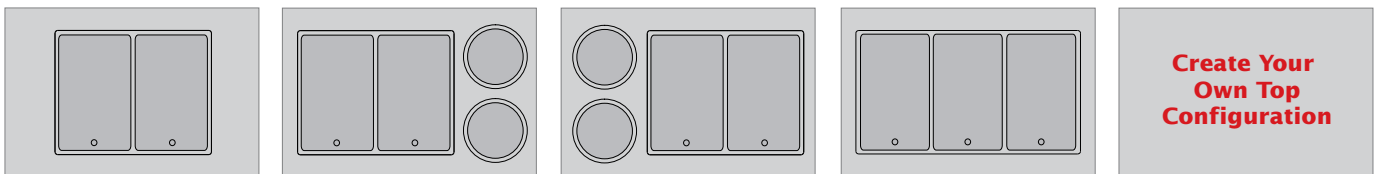


TSH-42006 TSH-42007

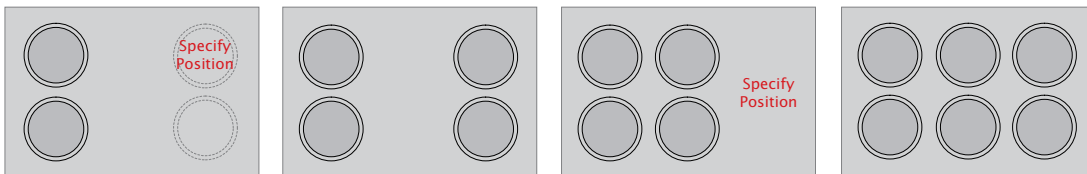
## 48"



TSH-48001 TSH-48002 TSH-48003 TSH-48004 TSH-48005




TSH-48006 TSH-48007 TSH-48008 TSH-48009



TSH-48010 TSH-48011 TSH-48012 TSH-48013

# Hot - SERVERY SYSTEMS

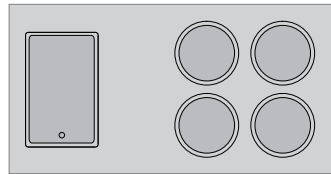
62"



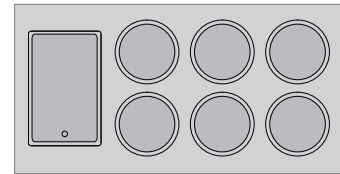
TSH-62001



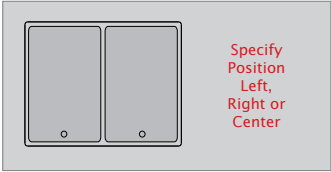
TSH-62002



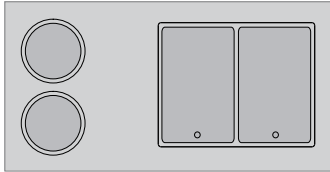
TSH-62003



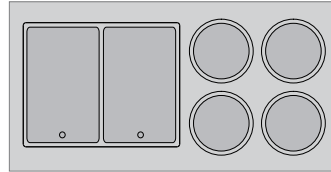
TSH-62004



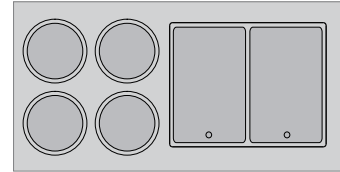
TSH-62005



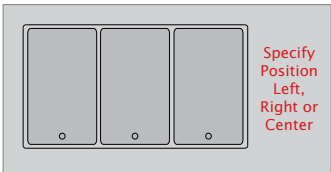
TSH-62006



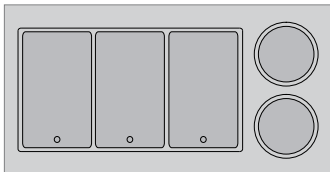
TSH-62007



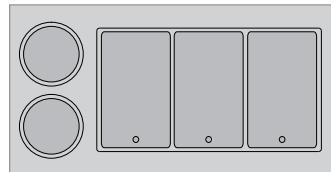
TSH-62008



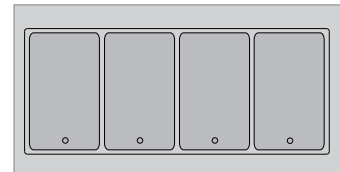
TSH-62009



TSH-62010



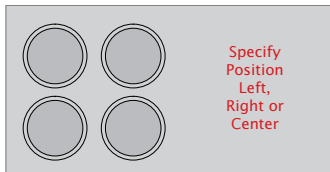
TSH-62011



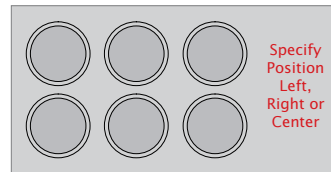
TSH-62012



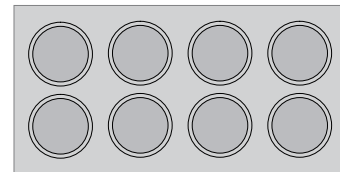
TSH-62013



TSH-62014



TSH-62015



TSH-62016



62" Hot Servery Model No. TSH-62006  
shown with optional sneeze guard

Customer's Side  
↑  
Operator's Side

**Create Your Own Top Configuration**

*For additional Round HOT drop-in components use the following:*




7 qt. 10" OD Round Warmers  
TSH-7 P.O.A.



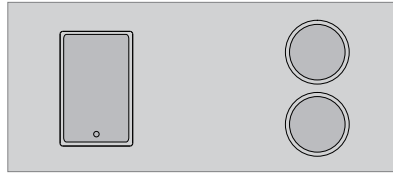
11 qt. 12" OD Round Warmers  
TSH-11 P.O.A.

# Top Guide - HOT

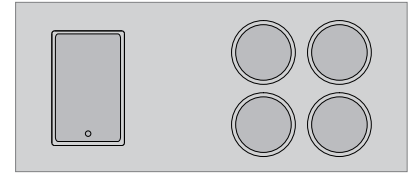
74"



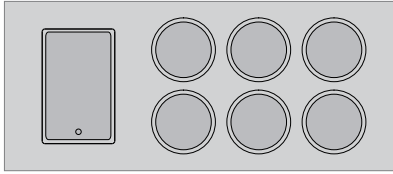
TSH-74001



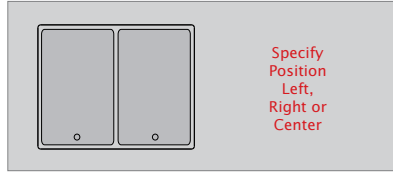
TSH-74002



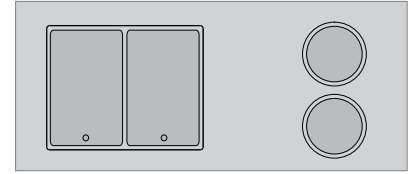
TSH-74003



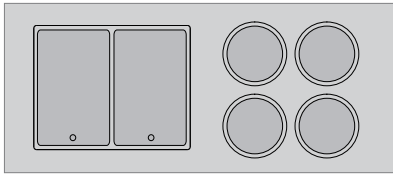
TSH-74004



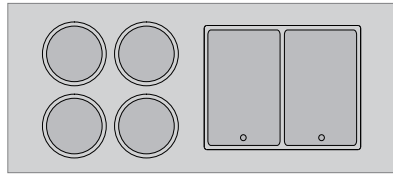
TSH-74005



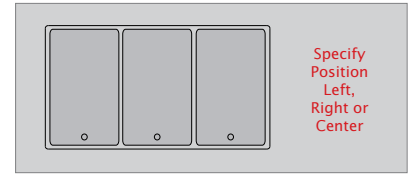
TSH-74006



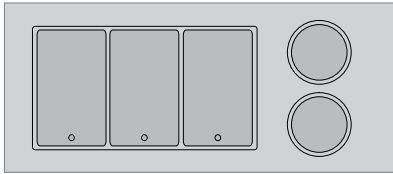
TSH-74007



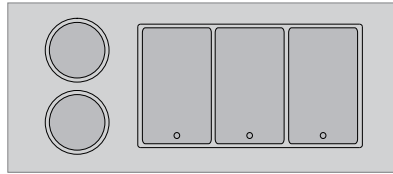
TSH-74008



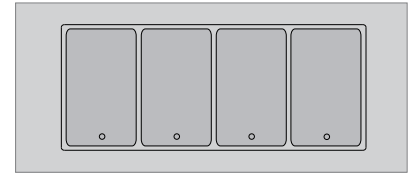
TSH-74009




TSH-74010




TSH-74011



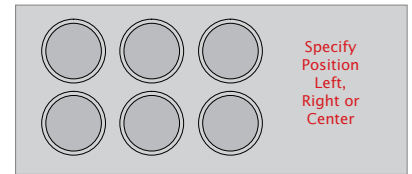
TSH-74012



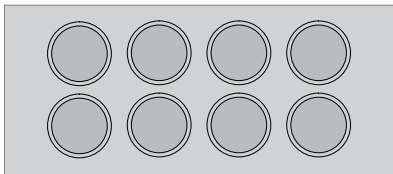
TSH-74013



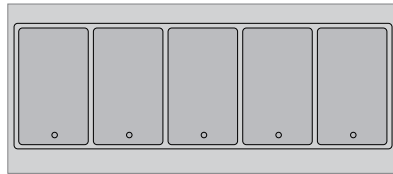
TSH-74014



TSH-74015



TSH-74016




TSH-74017




74" Hot Servery Model No. TSH-74001

# Hot - SERVERY SYSTEMS

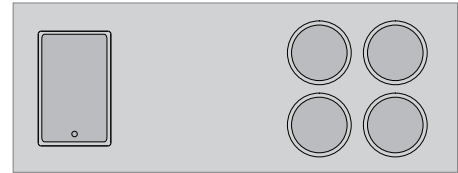
84"



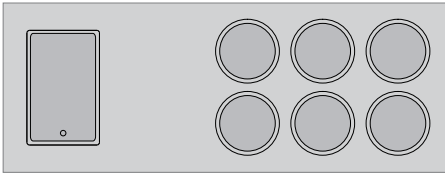
TSH-84001



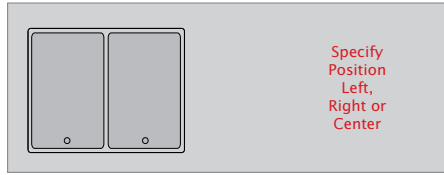
TSH-84002



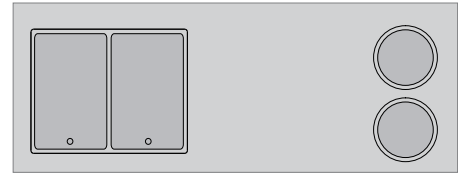
TSH-84003



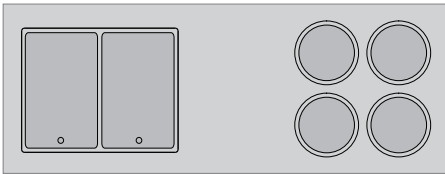
TSH-84004



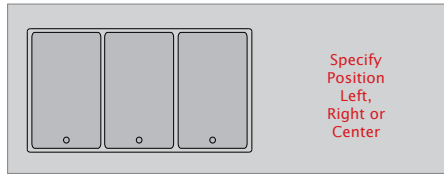
TSH-84005



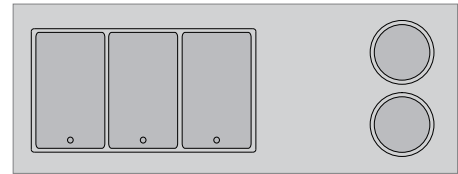
TSH-84006



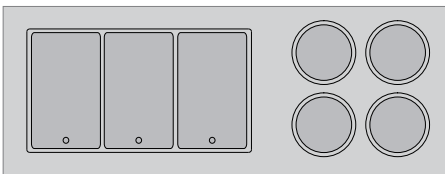
TSH-84007



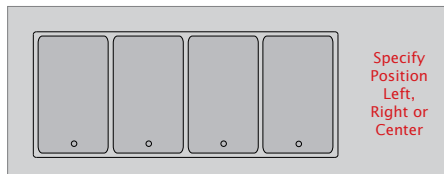
TSH-84008



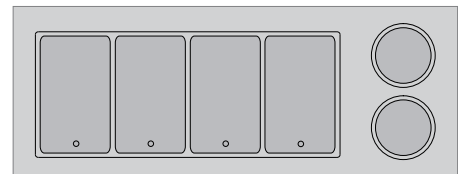
TSH-84009



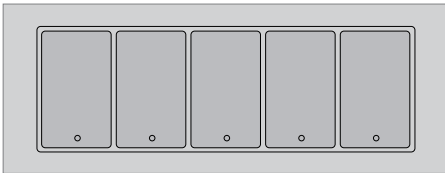
TSH-84010




TSH-84011




TSH-84012



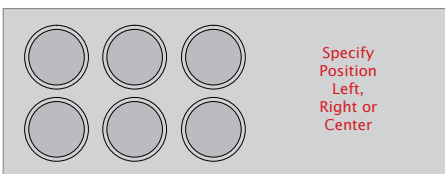
TSH-84013



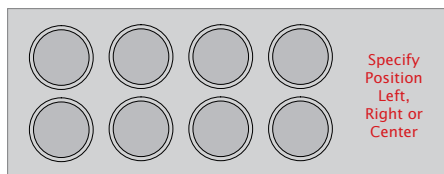
TSH-84014



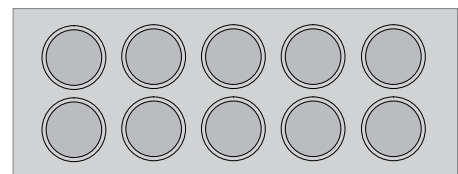
TSH-84015



TSH-84016




TSH-84017




TSH-84018

96"




TSH-96001

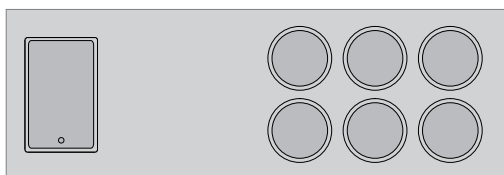


TSH-96002

Customer's Side  
↑  
Operator's Side



TSH-96003



TSH-96004

# Top Guide - HOT

96"

Customer's Side  
↑  
↓  
Operator's Side



TSH-96005

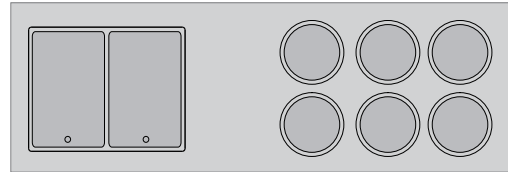
Specify Position  
Left,  
Right or  
Center



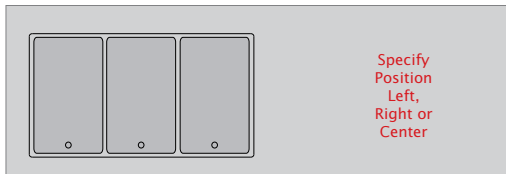
TSH-96006



TSH-96007

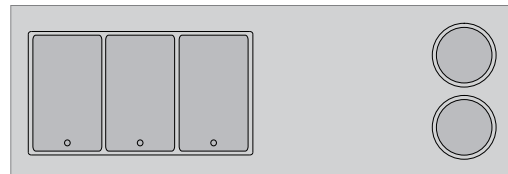


TSH-96008

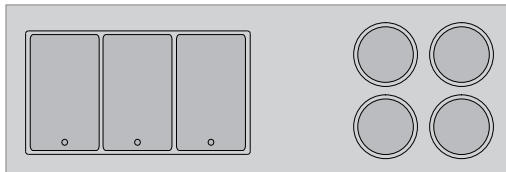


TSH-96009

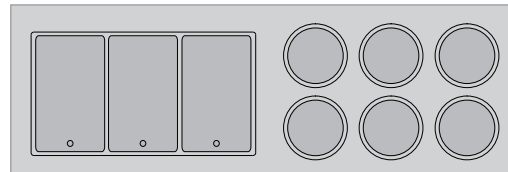
Specify Position  
Left,  
Right or  
Center



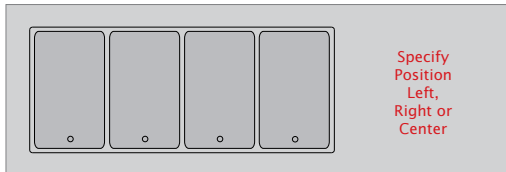
TSH-96010



TSH-96011

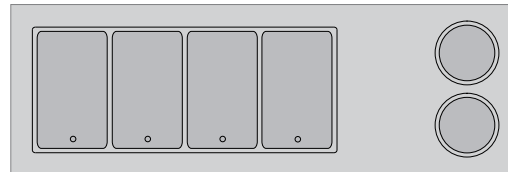


TSH-96012

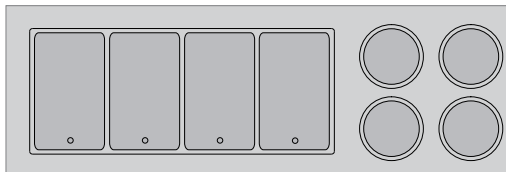


TSH-96013

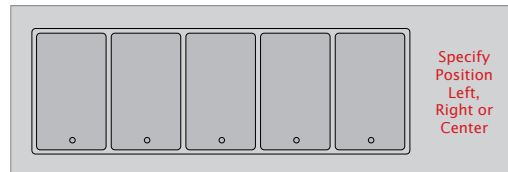
Specify Position  
Left,  
Right or  
Center



TSH-96014

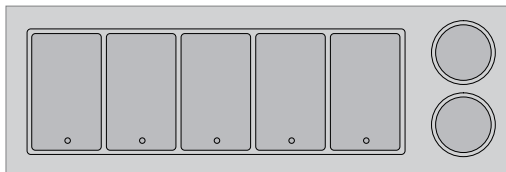


TSH-96015



TSH-96016

Specify Position  
Left,  
Right or  
Center



TSH-96017

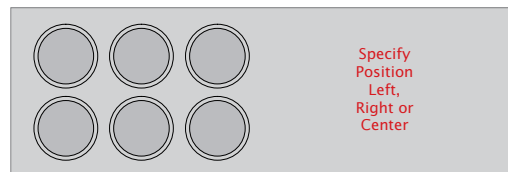


TSH-96018



TSH-96019

Specify Position  
Left,  
Right or  
Center



TSH-96020

Specify Position  
Left,  
Right or  
Center

# Hot *Bain Marie* - SERVERY SYSTEMS

Tarrison Hot Bain Marie Style SERVERY SYSTEMS are available in a variety of sizes, straight in-line sections and a 90° corner unit. They are constructed of solid Stainless Steel and can be customized with designer inlays and tops. **Tarrison Hot Bain Marie SERVERY SYSTEMS** are designed to accept a variety of but not limited to hot drop-in components.



48" Bain Marie Hot Servery  
Model No. TSBM-48003

- Available in standard lengths of 24", 30", 36", 42", 48", 62", 74", 84" & 96"
- Standard depth 32", available 36" and 42" on request - P.O.A.
- 38 different top configurations available by simply choosing from the following Top Guide
- Hot Bain Marie Servery's are designed with versatile heated open tanks
- An economical solution to volume needs
- Single control
- Can be combined with individual round drop-ins



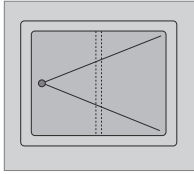
48" Bain Marie Hot Servery  
Model No. TSBM-48003  
shown with optional wood panels,  
Corian top surface and Double Sided  
Buffet Style Sneeze Guard

## Additional Options Available:

- Solid Surface Tops
- Sneeze Guards
- Single and Double Overshelves
- Electrical Load Centre
- Tray Rails
- Kick Plates
- Many more to choose from

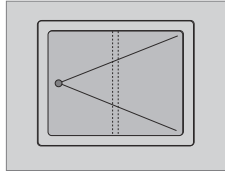
# Top Guide - HOT (Bain Marie Style)

36"



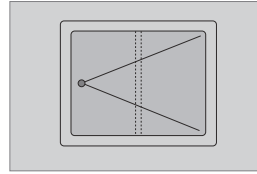
TSBM-36001

42"

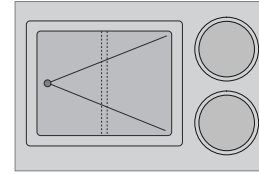


TSBM-42001

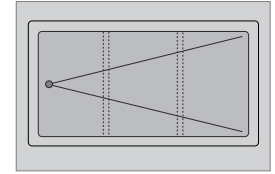
48"



TSBM-48001

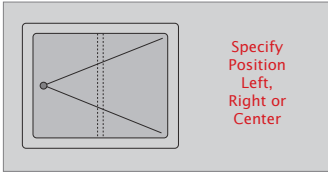


TSBM-48002



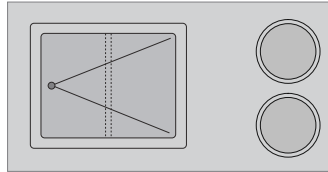
TSBM-48003

62"

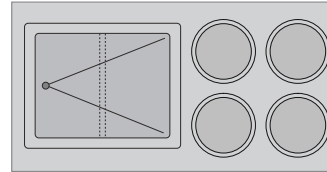


TSBM-62001

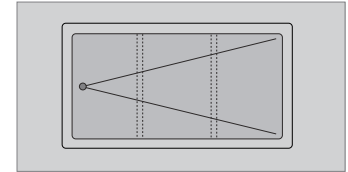
Specify  
Position  
Left,  
Right or  
Center



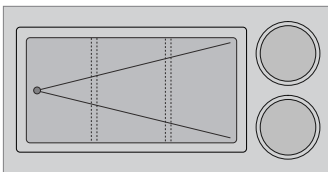
TSBM-62002



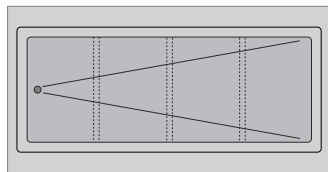
TSBM-62003



TSBM-62004

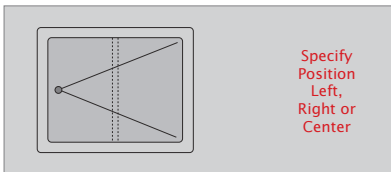


TSBM-62005



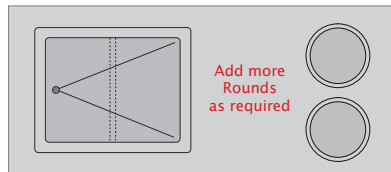
TSBM-62006

74"



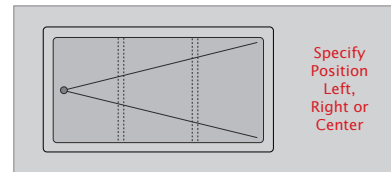
TSBM-74001

Specify  
Position  
Left,  
Right or  
Center



TSBM-74002

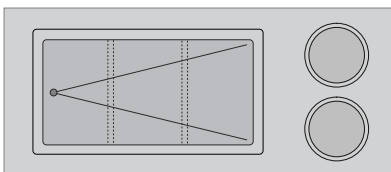
Add more  
Rounds  
as required



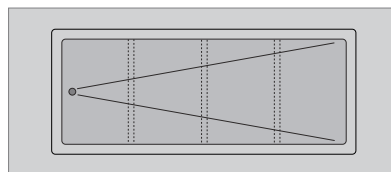
TSBM-74003

Specify  
Position  
Left,  
Right or  
Center

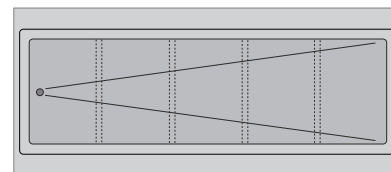
Customer's  
Side  
↑  
↓  
Operator's  
Side



TSBM-74004

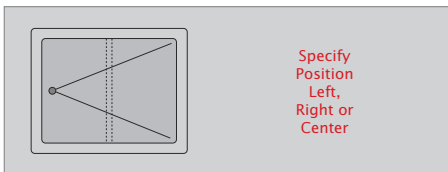


TSBM-74005




TSBM-74006

84"

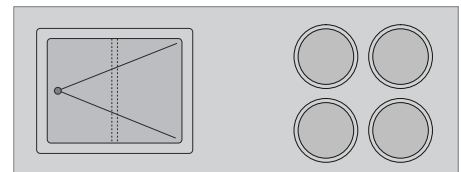


TSBM-84001

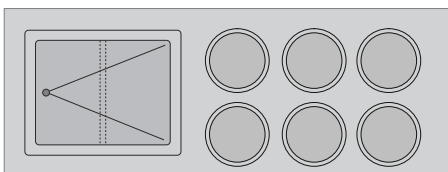
Specify  
Position  
Left,  
Right or  
Center



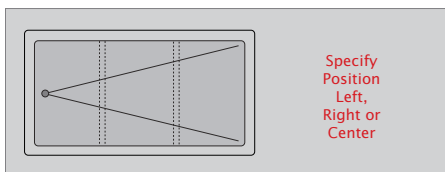
TSBM-84002



TSBM-84003

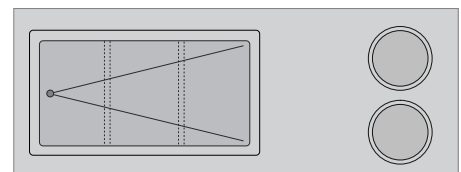


TSBM-84004



TSBM-84005

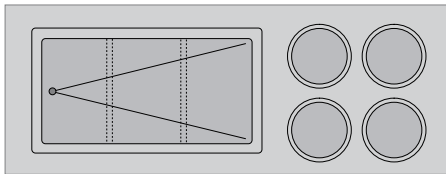
Specify  
Position  
Left,  
Right or  
Center



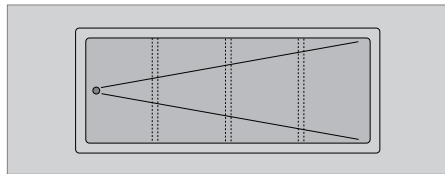
TSBM-84006

# Hot - SERVERY SYSTEMS

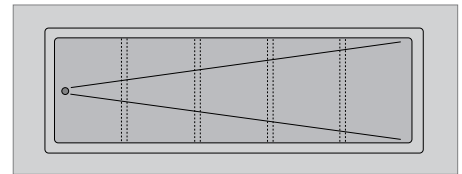
## 84"



TSBM-84007

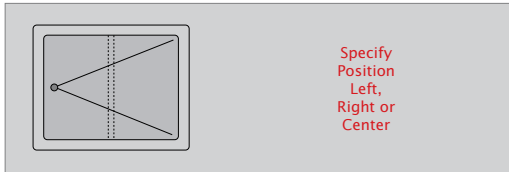


TSBM-84008

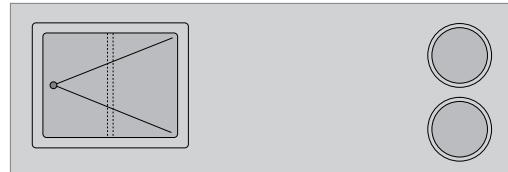


TSBM-84009

## 96"

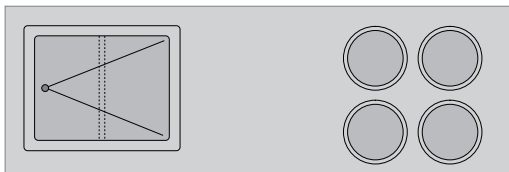


TSBM-96001

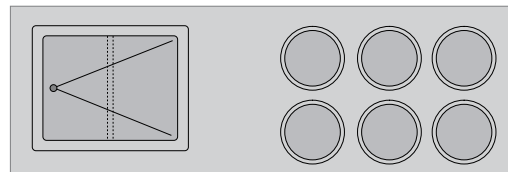


TSBM-96002

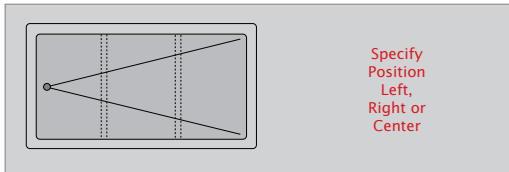
Customer's Side  
↑  
↓  
Operator's Side



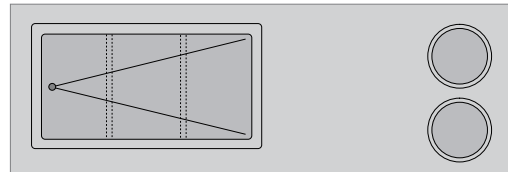
TSBM-96003



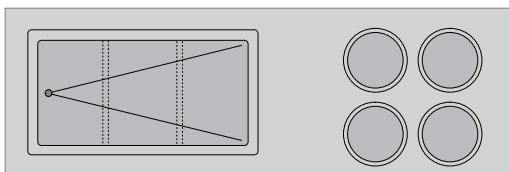
TSBM-96004



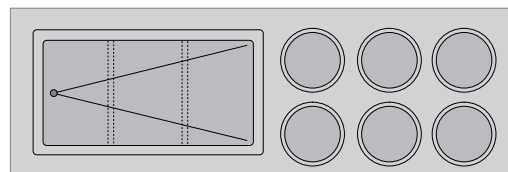
TSBM-96005



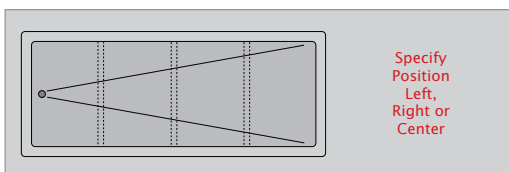
TSBM-96006



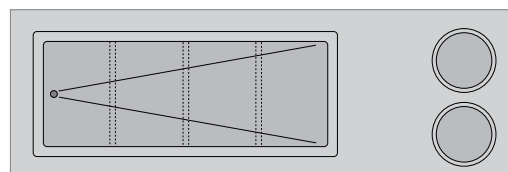
TSBM-96007



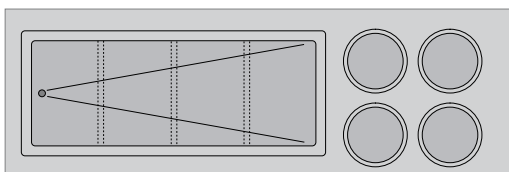
TSBM-96008



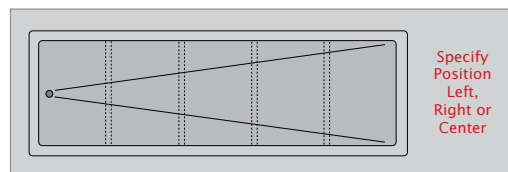
TSBM-96009



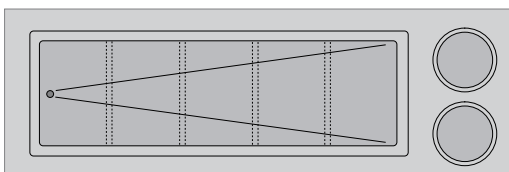
TSBM-96010



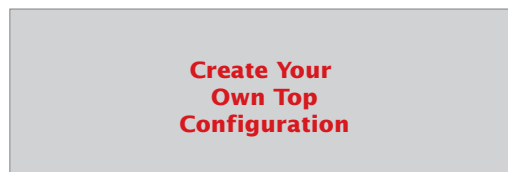
TSBM-96011



TSBM-96012



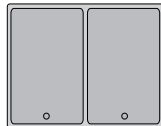
TSBM-96013



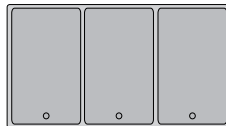
# HOT Drop-In Components



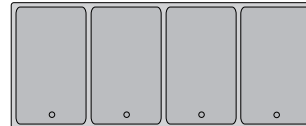
Single Pan 12x20"  
Top-Mount Warmers  
13.75" x 21.75" OD




Two Pan 12x20"  
Top-Mount Warmers  
29.5" x 23.625" OD



Three Pan 12x20"  
Top-Mount Warmers  
43.5" x 23.625" OD



Four Pan 12x20"  
Top-Mount Warmers  
57.5" x 23.625" OD



Five Pan 12x20"  
Top-Mount Warmers  
71.5" x 23.625" OD

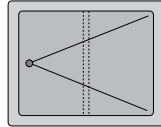


7 qt. 10" OD  
Round Warmers

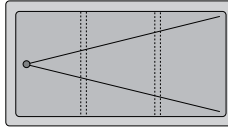


11 qt. 12" OD  
Round Warmers

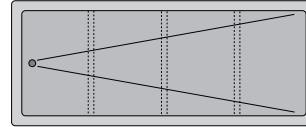
Top guides shown with 11 qt.  
unless otherwise marked.



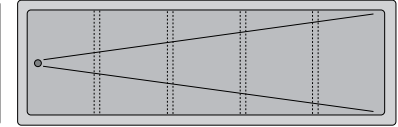
Bain Marie  
Style Warmers  
29.5" x 23.625" OD



Bain Marie  
Style Warmers  
43.5" x 23.625" OD



Bain Marie  
Style Warmers  
57.5" x 23.625" OD



Bain Marie  
Style Warmers  
71.5" x 23.625" OD

Sizes nominal, detailed specifications available upon request. Specifications subject to change without notice.

Model Number	Description (R=Rectangle; RD=Round)	Total Watts 208V	Single Phase Amperage
TSH-24001	1R	900	4.3
TSH-24002	2RD	1240	6.0
TSH-30001	1R	900	4.3
TSH-30002	1R, 2RD	2140	10.3
TSH-30003	2RD, 1R	2140	10.3
TSH-30004	2RD	1240	6.0
TSH-30005	4RD	2480	12.0
TSH-36001	1R	900	4.3
TSH-36002	1R, 2RD	2140	10.3
TSH-36003	2RD, 1R	2140	10.3
TSH-36004	2R	1800	8.7
TSH-36005	2RD	1240	6.0
TSH-36006	4RD	2480	12.0
TSH-42001	1R	900	4.3
TSH-42002	1R, 1RD	1520	7.3
TSH-42003	1R, 2RD	2140	10.3
TSH-42004	2RD, 1R	2140	10.3
TSH-42005	2R	1800	8.7
TSH-42006	2RD	1240	6.0
TSH-42007	4RD	2480	12.0
TSH-48001	1R	900	4.3
TSH-48002	1R, 2RD	2140	10.3
TSH-48003	2RD, 1R	2140	10.3
TSH-48004	1R, 4RD	3380	16.3
TSH-48005	4RD, 1R	3380	16.3
TSH-48006	2R	1800	8.7
TSH-48007	2R, 2RD	3040	14.7
TSH-48008	2RD, 2R	3040	14.7
TSH-48009	3R	2700	13.0
TSH-48010	2RD	1240	6.0
TSH-48011	4RD	2480	12.0
TSH-48012	4RD	2480	12.0
TSH-48013	6RD	3720	18.0
TSH-62001	1R	900	4.3
TSH-62002	1R, 2RD	2140	10.3
TSH-62003	1R, 4RD	3380	16.3
TSH-62004	1R, 6RD	4620	22.3
TSH-62005	2R	1800	8.7
TSH-62006	2RD, 2R	3040	14.7
TSH-62007	2R, 4RD	4280	20.7
TSH-62008	4RD, 2R	4280	20.7
TSH-62009	3R	2700	13.0
TSH-62010	3R, 2RD	3940	19.0
TSH-62011	2RD, 3R	3940	19.0
TSH-62012	4R	3600	17.3
TSH-62013	2RD	1240	6.0
TSH-62014	4RD	2480	12.0
TSH-62015	6RD	3720	18.0

Model Number	Description (R=Rectangle; RD=Round)	Total Watts 208V	Single Phase Amperage
TSH-62016	8RD	4960	24.0
TSH-74001	1R	900	4.3
TSH-74002	1R, 2RD	2140	10.3
TSH-74003	1R, 4RD	3380	16.3
TSH-74004	1R, 6RD	4620	22.3
TSH-74005	2R	1800	8.7
TSH-74006	2R, 2RD	3040	14.7
TSH-74007	2R, 4RD	4280	20.7
TSH-74008	4RD, 2R	4280	20.7
TSH-74009	3R	2700	13.0
TSH-74010	3R, 2RD	3940	19.0
TSH-74011	2RD, 3R	3940	19.0
TSH-74012	4R	3600	17.3
TSH-74013	2RD	1240	6.0
TSH-74014	4RD	2480	12.0
TSH-74015	6RD	3720	18.0
TSH-74016	8RD	4960	24.0
TSH-74017	5R	4500	21.6
TSH-84001	1R	900	4.3
TSH-84002	1R, 2RD	2140	10.3
TSH-84003	1R, 4RD	3380	16.3
TSH-84004	1R, 6RD	4620	22.3
TSH-84005	2R	1800	8.7
TSH-84006	2R, 2RD	3040	14.7
TSH-84007	2R, 4RD	4280	20.7
TSH-84008	3R	2700	13.0
TSH-84009	3R, 2RD	3940	19.0
TSH-84010	3R, 4RD	5180	25.0
TSH-84011	4R	3600	17.3
TSH-84012	4R, 2RD	4840	23.3
TSH-84013	5R	4500	21.6
TSH-84014	2RD	1240	6.0
TSH-84015	4RD	2480	12.0
TSH-84016	6RD	3720	18.0
TSH-84017	8RD	4960	24.0
TSH-84018	10RD	6200	30.0
TSH-96001	1R	900	4.3
TSH-96002	1R, 2RD	2140	10.3
TSH-96003	1R, 4RD	3380	16.3
TSH-96004	1R, 6RD	4620	22.3
TSH-96005	2R	1800	8.7
TSH-96006	2R, 2RD	3040	14.7
TSH-96007	2R, 4RD	4280	20.7
TSH-96008	2R, 6RD	5520	26.7
TSH-96009	3R	2700	13.0
TSH-96010	3R, 2RD	3940	19.0
TSH-96011	3R, 4RD	5180	25.0
TSH-96012	3R, 6RD	6420	31.0

Model Number	Description (R=Rectangle; RD=Round)	Total Watts 208V	Single Phase Amperage
TSH-96013	4R	3600	17.3
TSH-96014	4R, 2RD	4840	23.3
TSH-96015	4R, 4RD	6080	29.3
TSH-96016	5R	4500	21.6
TSH-96017	5R, 2RD	5740	27.6
TSH-96018	2RD	1240	6.0
TSH-96019	4RD	2480	12.0
TSH-96020	6RD	3720	18.0
TSBM-36001	2R	1800	8.7
TSBM-42001	2R	1800	8.7
TSBM-48001	2R	1800	8.7
TSBM-48002	2R, 2RD	3040	14.7
TSBM-48003	3R	2700	13.0
TSBM-62001	2R	1800	8.7
TSBM-62002	2R, 2RD	3040	14.7
TSBM-62003	2R, 4RD	4280	20.7
TSBM-62004	3R	2700	13.0
TSBM-62005	3R, 2RD	3940	19.0
TSBM-62006	4R	3600	17.3
TSBM-74001	2R	1800	8.7
TSBM-74002	2R, 2RD	3040	14.7
TSBM-74003	3R	2700	13.0
TSBM-74004	3R, 2RD	3940	19.0
TSBM-74005	4R	3600	17.3
TSBM-74006	5R	4500	21.7
TSBM-84001	2R	1800	8.7
TSBM-84002	2R, 2RD	3040	14.7
TSBM-84003	2R, 4RD	4280	20.7
TSBM-84004	2R, 6RD	5520	26.7
TSBM-84005	3R	2700	13.0
TSBM-84006	3R, 2RD	3940	19.0
TSBM-84007	3R, 4RD	5180	25.0
TSBM-84008	4R	3600	17.3
TSBM-84009	5R	4500	21.7
TSBM-96001	2R	1800	8.7
TSBM-96002	2R, 2RD	3040	14.7
TSBM-96003	2R, 4RD	4280	20.7
TSBM-96004	2R, 6RD	5520	26.7
TSBM-96005	3R	2700	13.0
TSBM-96006	3R, 2RD	3940	19.0
TSBM-96007	3R, 4RD	5180	25.0
TSBM-96008	3R, 6RD	6420	31.0
TSBM-96009	4R	3600	17.3
TSBM-96010	4R, 2RD	4840	23.3
TSBM-96011	4R, 4RD	6080	29.3
TSBM-96012	5R	4500	21.7
TSBM-96013	5R, 2RD	5740	27.7

Interwiring on all banked systems by others.

Above based on 208V; for 120V, 240V or other electrical requirements, please contact your Tarrison representative.