

Induction - SERVERY SYSTEMS


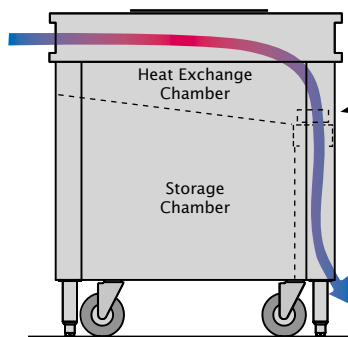
Tarrison Induction Servery Systems provide energy efficiency, safety and performance for your in-line or remote cooking needs. The perfect System for sauté, pasta, omelettes and more, Tarrison provides the widest variety of Induction Systems in the industry. Choose from single or double hobs; flat top or wok; 1800, 2500 or 3500 watts of power.



36" Induction Servery
Model No. TS1-36004
shown with optional doors

Uses:

- Saute and Soup Station
 - Pasta Station
 - Breakfast/Omelette Station
 - And many more
- Available in standard lengths of 24", 30", 36", 42" & 48"
 - Standard depth 32", available 36" and 42" on request - P.O.A.
 - 45 different top configurations available in 3 different wattages by simply choosing from the following Top Guide
 - External fan technology to keep unique heat chamber cool during peak periods



Every Induction Servery unit is supplied with an External Fan Assembly (in addition to the internal fan) to help direct the hot air flow outside the bottom of the Servery.

Additional Options Available:

- Anti-chip stainless frame for DI-18 and DI-25
- Solid Surface Tops
- Sneeze Guards
- Single and Double Overshelves
- Electrical Load Centre
- Tray Rails
- Kick Plates
- Many more to choose from



Model DI-18-1 1800W*
*1500W in Canada
Model DI-25-1 2500W
14.25" x 15.0" OD



Model DI-35-1
3500W
15.25" x 15.25" OD




Model DI-60-2
2 x 3000W
27.5" x 17.75" OD



Model DW-30-1
3000W
comes complete with pan
15.25" x 15.25" OD

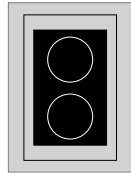
Top Guide - INDUCTION

24"




TSI-24001
TSI-24002
TSI-24003

1800W*
2000W
3000W




2 x 3000W
TSI-24004




Wok 3000W only
TSI-24005


30"



TSI-30001
TSI-30002
TSI-30003




2 x 3000W
TSI-30004



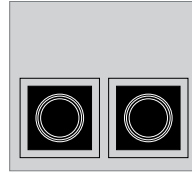
Wok 3000W only
TSI-30005

36"

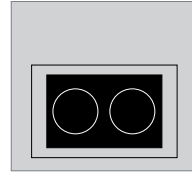


TSI-36001
TSI-36002
TSI-36003

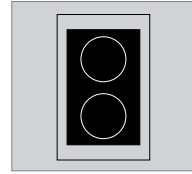
1800W*
2000W
3000W




2 x 1500W, 2000W or 3000W
TSI-36004
TSI-36005
TSI-36006



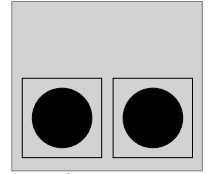
2 x 3000W
TSI-36007



2 x 3000W
TSI-36008




Wok 3000W only
TSI-36009



Woks 2 x 3000W
TSI-36010


42"

Customer's Side
Operator's Side

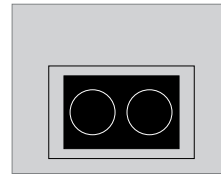


TSI-42001
TSI-42002
TSI-42003

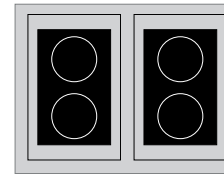
1800W*
2000W
3000W




2 x 1500W, 2000W or 3000W
TSI-42004
TSI-42005
TSI-42006



2 x 3000W
TSI-42007

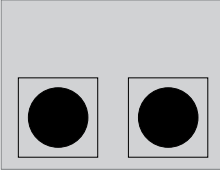


4 x 3000W
TSI-42008



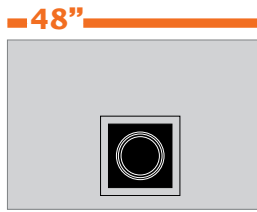
Specify Position
TSI-42009

42"




TSI-42010

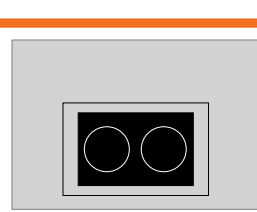
1800W*
2000W
3000W



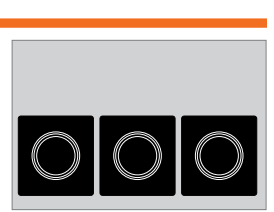
TSI-48001
TSI-48002
TSI-48003



2 x 1500W, 2000W or 3000W
TSI-48004
TSI-48005
TSI-48006

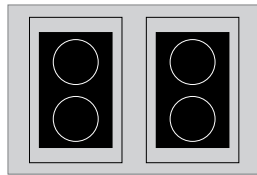


2 x 3000W
TSI-48007



3 x 1500W or 3 x 2000W
TSI-48008
TSI-48009


48"



4 x 3000W

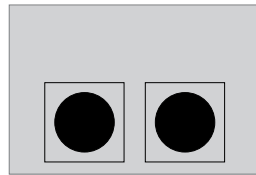
TSI-48010

1800W*
2000W
3000W



Wok 3000W only

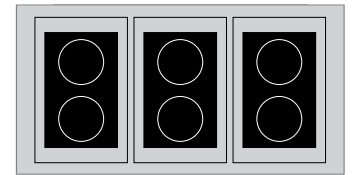
TSI-48014



Woks 2 x 3000W

TSI-48015

62"



6 x 3000W

TSI-62010

*1500W in Canada